



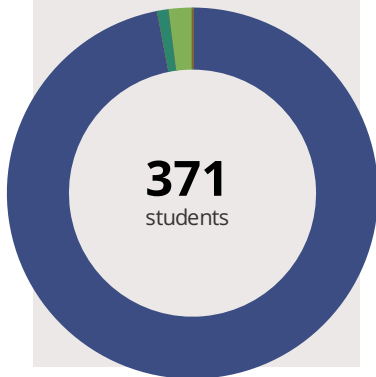
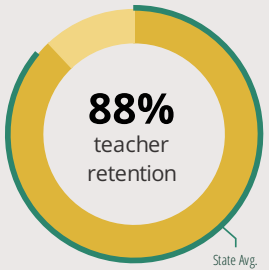
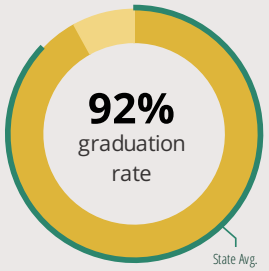
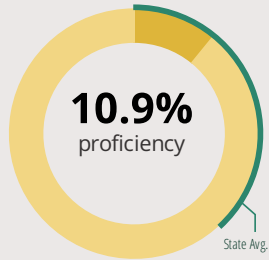
NORTH GREENE JR/SR HIGH SCH

546 N MAIN ST WHITE HALL, IL 62092 1151 (217) 374-2131

Grades: 7-12
District: NORTH GREENE CUSD 3

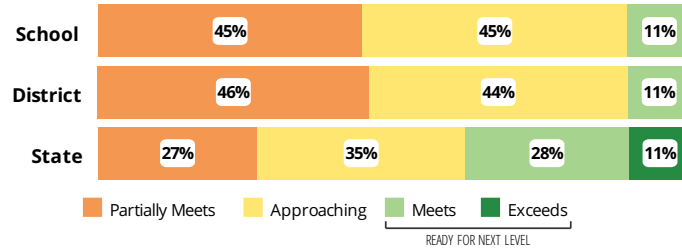
Principal: Mrs.Amanda Macias
Superintendent: Mr.Mark Scott

FAST FACTS



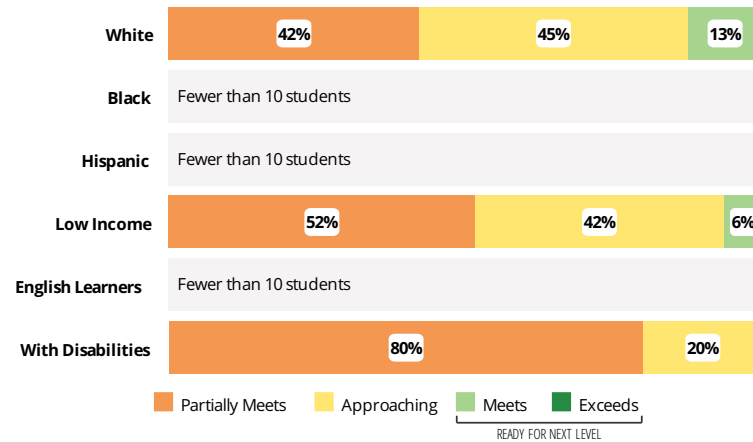
Academic Success

High school students take the SAT in Math and English Language Arts. The display shows SAT results in four performance levels.



Success by Student Group

This display shows SAT performance levels for each student group. No data is shown for groups with fewer than 10 students.



Student Characteristics

White	97%	Low Income	58%
Black	0%	English Learners	0%
Hispanic	0%	With Disabilities	28%
Asian	1%	Homeless	10%
American Indian	0%		
Two or More Races	2%		
Pacific Islander	0%		

School Environment



The **5Essentials Survey** allows students in grades 6-12 and all teachers to share their perspectives on essential conditions for learning. The anonymous survey consists of 5 components.

- Most implementation
- More implementation
- Average implementation
- Less implementation
- Least implementation
- Not Applicable/Low Response

Response Rates

Students	-
Teachers	-

Effective Leaders

Do principals and teachers implement a shared vision for success?

Collaborative Teachers

Do teachers collaborate to promote professional growth?

Ambitious Instruction

Are the classes challenging and engaging?

Supportive Environment

Is the school safe, demanding, and supportive?

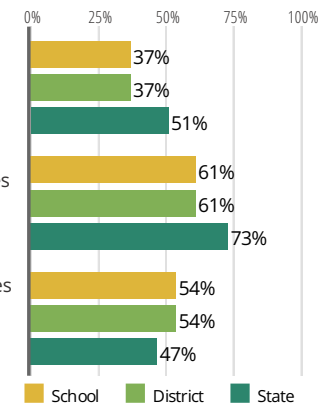
Involved Families

Does the entire staff build strong external relationships?

College Readiness

Ready for College Coursework

Students who meet or exceed ACT college readiness benchmarks



Postsecondary Enrollment

Students who enroll at colleges and universities

Postsecondary Remediation (lower is better)

Students enrolled in Illinois community colleges who require remedial coursework



NORTH GREENE JR/SR HIGH SCH

School Highlights

Academic Courses

North Greene Jr/Sr High School provides a curriculum and course choices that are designed to meet needs of all students. A balance of core academics, fine-arts and vocational studies provides our students a greater chance at success in life beyond their secondary education.

Physical Education, Health and Wellness

North Greene continues to offer physical education to all students on daily basis. Physical Education is a rigorous program focusing on group activities as well as individual fitness. This type of focus encourages students to maintain a healthy lifestyle post-high school.

Other Programs and Activities

8-9th Grade Transition Workshops, Art Club, Big Brother- Big Sister, Career Education Events, DARE program, Drafting Club, Drama/Theatre, Environmental Club, Family Nights, Marching Band, Model U.N., National Honor Society, Newspaper, Parent Associations, Scholastic Bowl, Science Club, Science Olympiad, Student Ambassadors, Student Council/Government, Tutoring Program, Writer's Workshop, Yearbook Club

School Awards

Career Development Courses and Programs

North Greene is a small rural district in which students need to engage in learning activities involving life skills. North Greene continues to offer a wide variety of Career and Technical Education Courses so as to better prepare our students for the workforce in which they strive to be a part.

Athletics

North Greene Jr/Sr high school provides athletic programs meeting needs of all students. Athletics range from Cross Country to football to softball. Having a large variety of athletic teams gives our student-athletes the chance to demonstrate their athletic skills in areas they excel.

School Personnel Resources

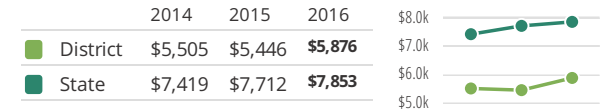
Math Specialist, Paraprofessional, School Guidance Counselor, School Nurse, SChRE Psychologist, School Social Worker, Special Education Teacher, Speech Language Pathologist-non teaching, Technology Specialist

Facilities

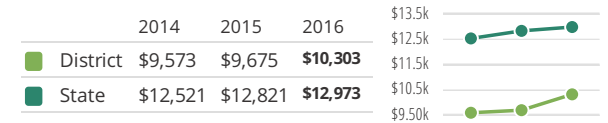
Agricultural Building, Industrial Arts Building

District Finance

Instructional Spending per Pupil includes only the activities directly dealing with the teaching of students or the interaction between teachers and students.



Operational Spending per Pupil includes all costs for overall operations in this school's district, including Instructional Spending, but excluding summer school, adult education, capital expenditures, and long-term debt payments.



Educator Measures

This school has had **1 principal(s)** over the past 6 years. In the last three years, an average of **88% of teachers** return to this school each year.

Student Attendance and Mobility

Attendance Rate

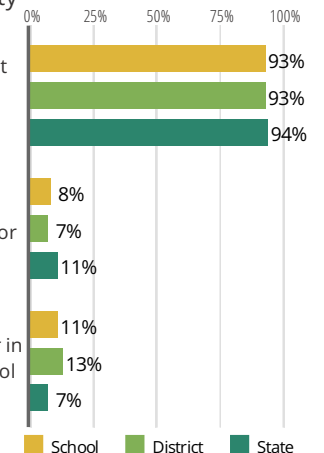
Rate at which students are present at school, not including excused or unexcused absences

Chronic Truancy Rate

Percentage of students who have been absent without valid reasons for 5% or more of regular school days

Student Mobility

Percentage of students who transfer in or out of the school during the school year, not including graduates



FOR MORE INFORMATION

Visit IllinoisReportCard.com to see additional details about each item of information for this school. There you will find charts spanning multiple years, detailed explanations, resources, more of the school's programs and activities, and powerful tools that let you dig deeper into data.

Most of this data has been collected by ISBE from school districts through data systems. Some information, such as the School Highlights, is entered directly by principals and can be updated throughout the year.