



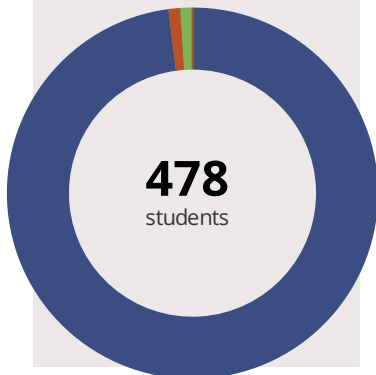
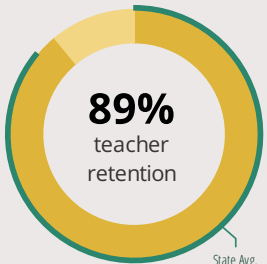
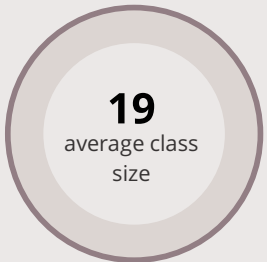
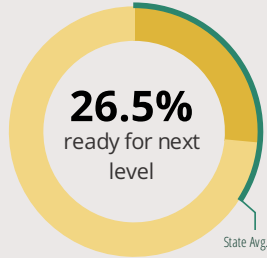
NORTH GREENE ELEM

403 W NORTH ST ROODHOUSE, IL 62082 1065 (217) 589-4623

Grades: P-6
District: NORTH GREENE CUSD 3

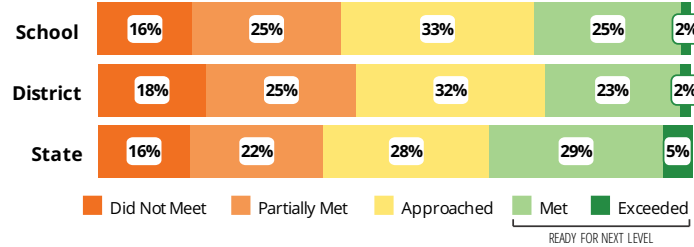
Principal: Jady Kuchy
Superintendent: Mr. Mark Scott

FAST FACTS



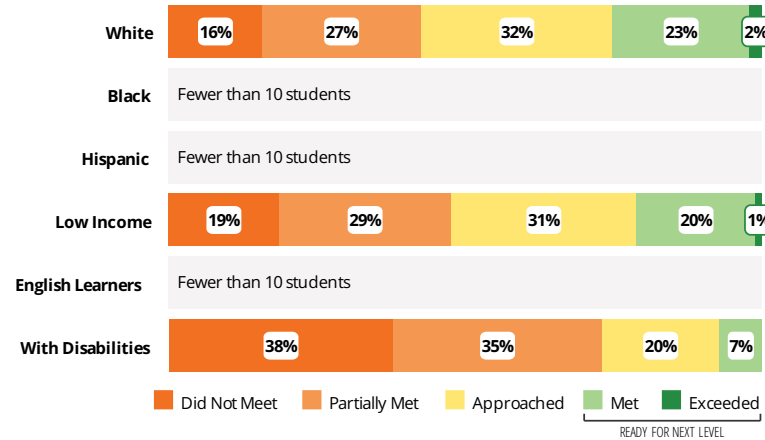
Academic Success

Elementary All Illinois students in grades 3-8 take the PARCC assessment each year. High school students take the SAT in Math and English Language Arts.



Success by Student Group

This display shows PARCC performance levels for each student group. No data is shown for groups with fewer than 10 students.

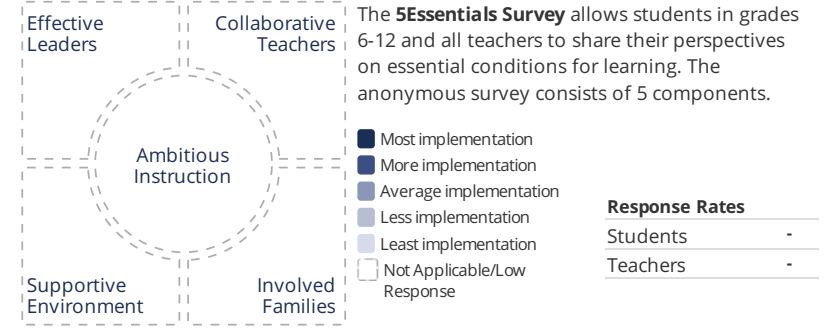


Student Characteristics

White	98%	Low Income	67%
Black	0%	English Learners	0%
Hispanic	1%	With Disabilities	22%
Asian	0%	Homeless	16%
American Indian	0%		
Two or More Races	1%		
Pacific Islander	0%		

School Environment

The **5Essentials Survey** allows students in grades 6-12 and all teachers to share their perspectives on essential conditions for learning. The anonymous survey consists of 5 components.

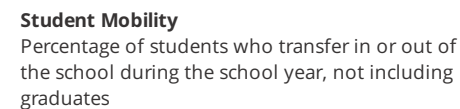
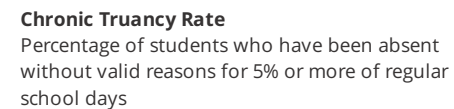
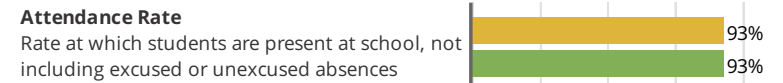


Response Rates

Students	-
Teachers	-

- Effective Leaders**
Do principals and teachers implement a shared vision for success?
- Collaborative Teachers**
Do teachers collaborate to promote professional growth?
- Ambitious Instruction**
Are the classes challenging and engaging?
- Supportive Environment**
Is the school safe, demanding, and supportive?
- Involved Families**
Does the entire staff build strong external relationships?

Student Attendance and Mobility





NORTH GREENE ELEM

School Highlights

Academic Courses

Career Development Courses and Programs

Physical Education, Health and Wellness

Athletics

Other Programs and Activities

School Personnel Resources

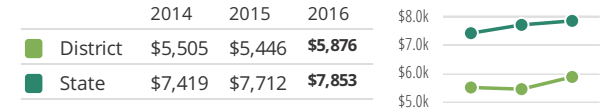
Paraprofessional, Pre-Kindergarten Teacher, Reading Teacher, Special Education Teacher, Speech Language Pathologist-non teaching

School Awards

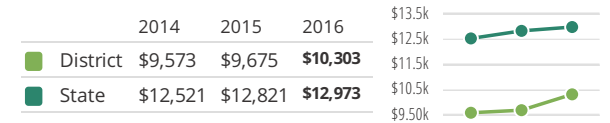
Facilities

District Finance

Instructional Spending per Pupil includes only the activities directly dealing with the teaching of students or the interaction between teachers and students.



Operational Spending per Pupil includes all costs for overall operations in this school's district, including Instructional Spending, but excluding summer school, adult education, capital expenditures, and long-term debt payments.



Educator Measures

This school has had **4 principal(s)** over the past 6 years. In the last three years, an average of **89% of teachers** return to this school each year.

FOR MORE INFORMATION

Visit IllinoisReportCard.com to see additional details about each item of information for this school. There you will find charts spanning multiple years, detailed explanations, resources, more of the school's programs and activities, and powerful tools that let you dig deeper into data.

Most of this data has been collected by ISBE from school districts through data systems. Some information, such as the School Highlights, is entered directly by principals and can be updated throughout the year.